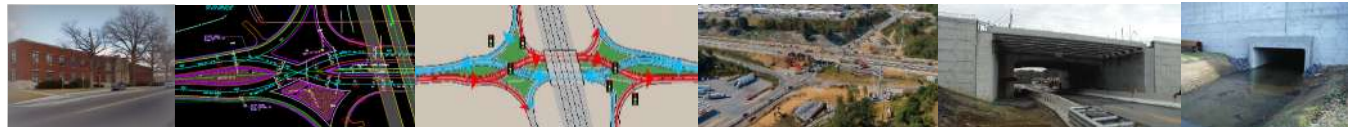


STATE OF THE DISTRICT

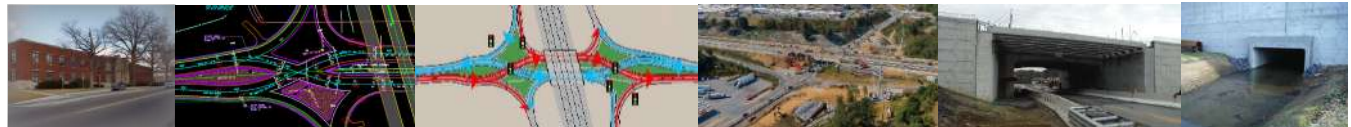
Engineering District 8-0

Christopher J. Kufro
Acting District Executive



STATE OF THE DISTRICT

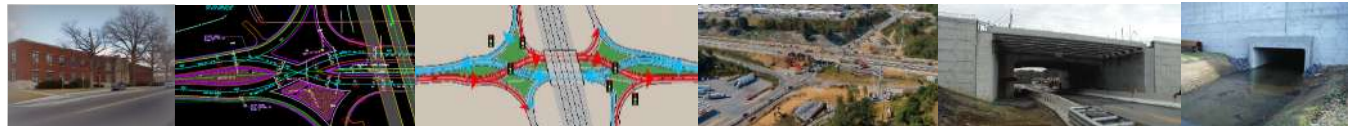
- *Recent Staff Changes*
- *District 8 Profile*
- *Transportation Funding*
- *P3/ Tolling*



STAFF CHANGES

New Appointments

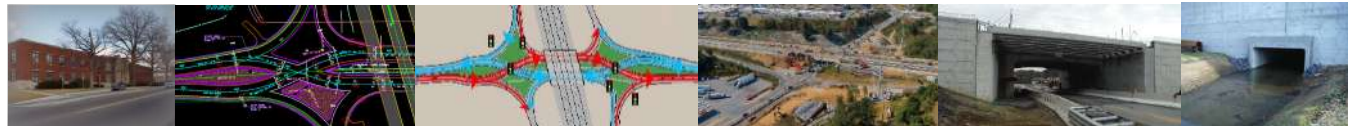
- **Rich Reisinger** ADE-Design
- **Dale Good** ADE-Maintenance
- **Heidi Mertz** Acting Bridge Engineer
- **Derek Mitch** Acting Design Services Engineer
- **Chris Flad** Acting Traffic Engineer
- **Vaughn Schlachter** P3 Construction Oversight
- **Mike Reeder** Acting Construction Services Engineer
- **Dave Fratangeli** Senior Project Manager
- **John Eisenhart** Acting ACE York
- **Conner Park** Acting Structure Control Engineer
- **Brandon Dean** Senior Maintenance Manager
- **Terry Kohler** ACE for Adams/ Franklin



STAFF CHANGES

Retirements

- **Chris Drda** Acting District Executive
- **Doug Knoll** Bridge Engineer
- **Mazhar Malik** HOP Manager
- **Lisa Meyers** H&H Coordinator
- **Alan High** ACE for Adams/ Franklin



BUSINESS OPERATIONS

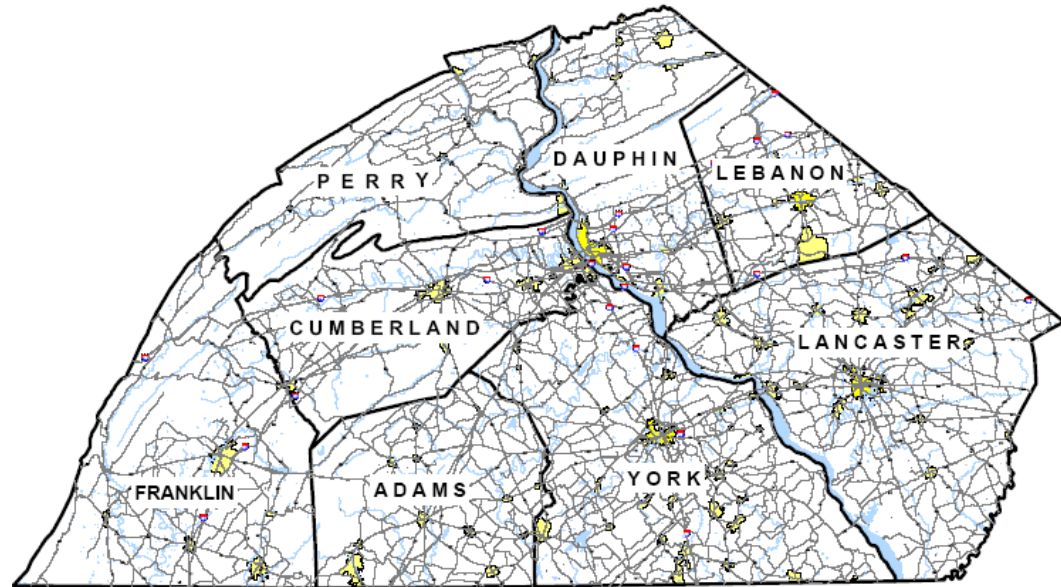
District Operational Changes & Challenges

- District Office/ Teleworking
- Employees/ Vacancies
- Recruiting/ Retention
- Inflation/ Supply Impacts
- Modernizing



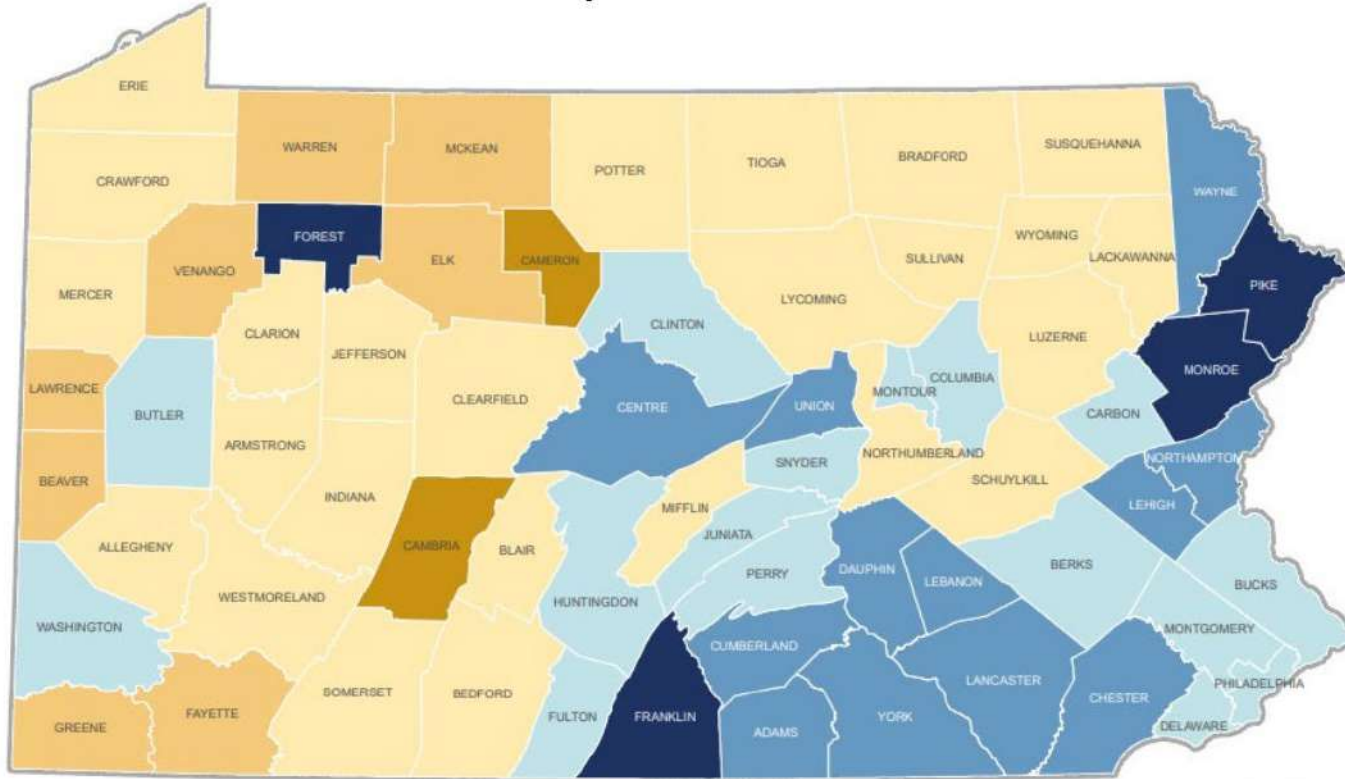
DISTRICT PROFILE

- 8 Counties South-Central Region
- 3416 Bridges
 - **289 Poor/SD Bridges**
 - **SD Deck Area = 4.0%**
 - 91 P3 Bridges
- 5230 Miles of Roadway
- Six Planning Partners
- 1110 Employees
- 316 Municipalities
- 91 Public Schools



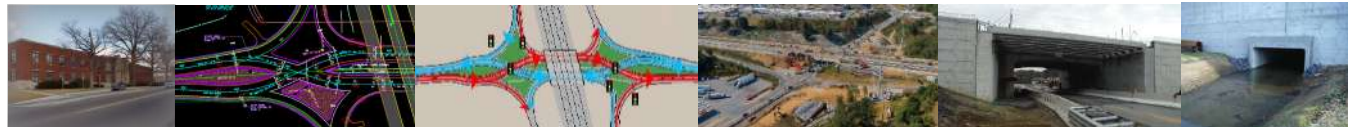
DISTRICT PROFILE

Forecasted Population Growth 2050



Woods & Poole

Population Change



DISTRICT PROFILE

Significant Growth

- 37.3 MDVMT, 2nd Highest in PA
- **Lancaster Highest w/in District 8**
- Highest Daily Truck Miles Traveled
- I-81: 10.03 MDVMT (232.76)
- I-83: 3.22 MDVMT (55.47)

Impacts all Operations

- Snow Removal/Maint.
- Line Painting
- Construction Costs
- OH Signs/Bridges

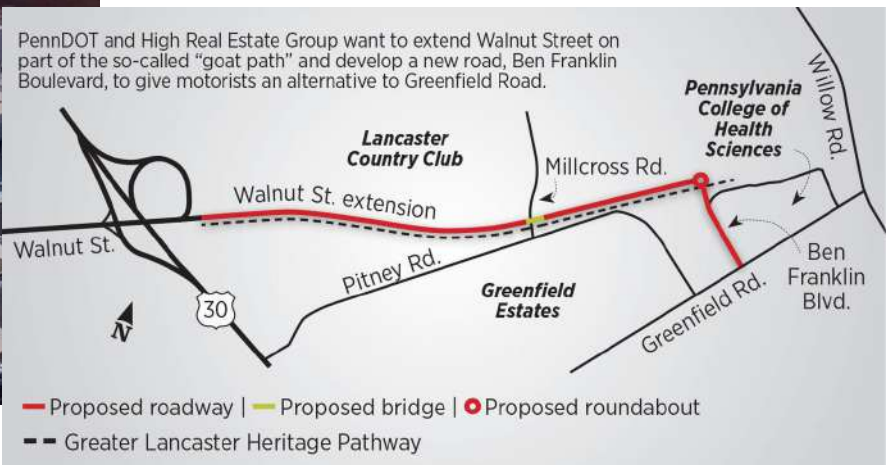


HIGHWAY OCCUPANCY PERMITS

District 8 Processed over 5200 permits last year
Approved 3374 permits last year
Several large HOP projects



PennDOT and High Real Estate Group want to extend Walnut Street on part of the so-called "goat path" and develop a new road, Ben Franklin Boulevard, to give motorists an alternative to Greenfield Road.



TRANSPORTATION INVESTMENTS

District 8 Contracts - 2017 through 2021:

Annual letting +/- 10% of Statewide Program

Bid Approximately 394 Contracts

Estimated Cost = \$1.14 Billion

445 Miles Resurfaced

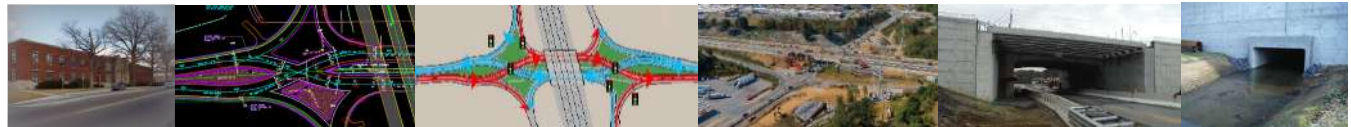
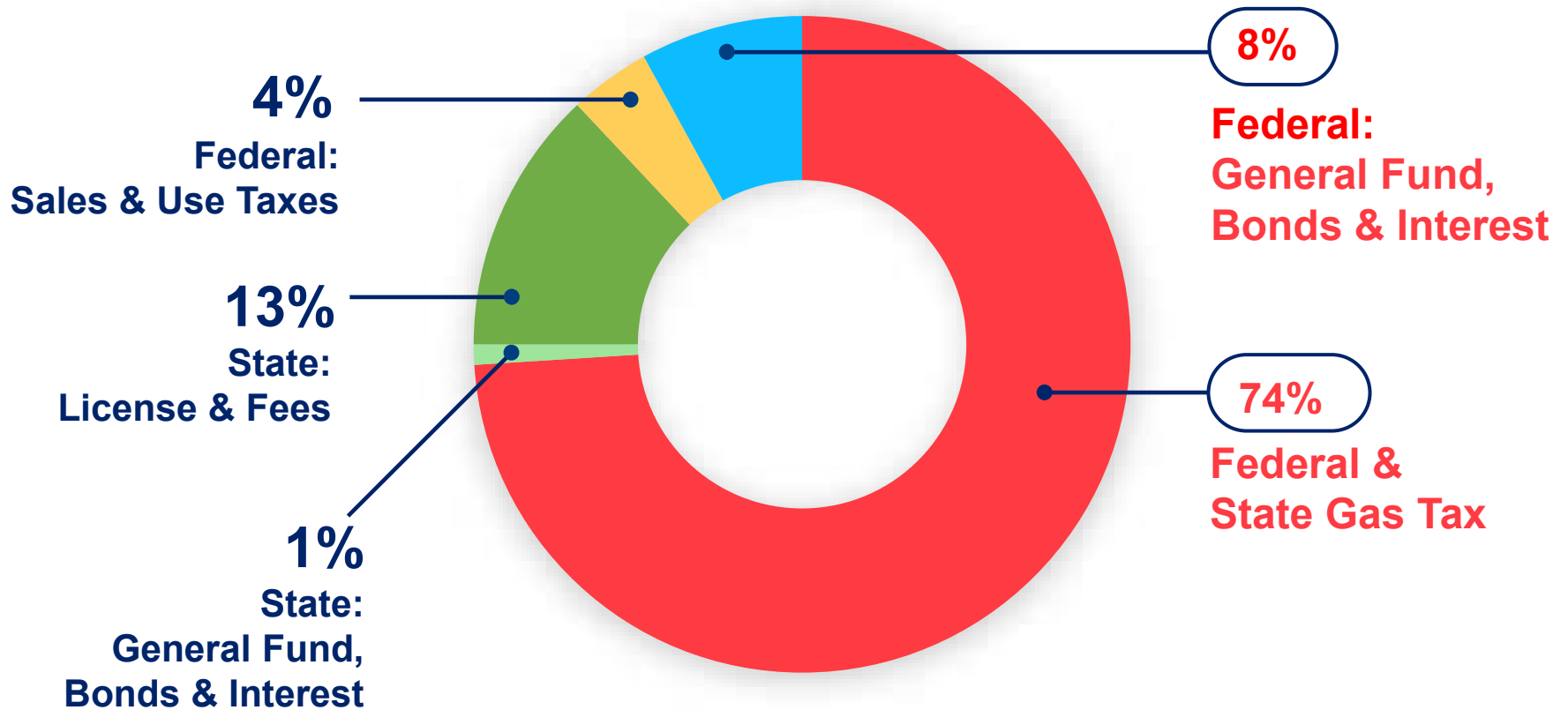
269 Bridges Addressed

91 Bridges P3 -Completed

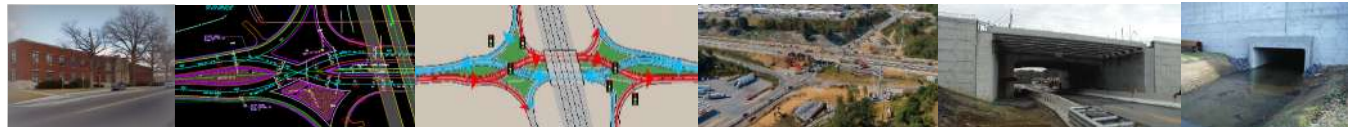
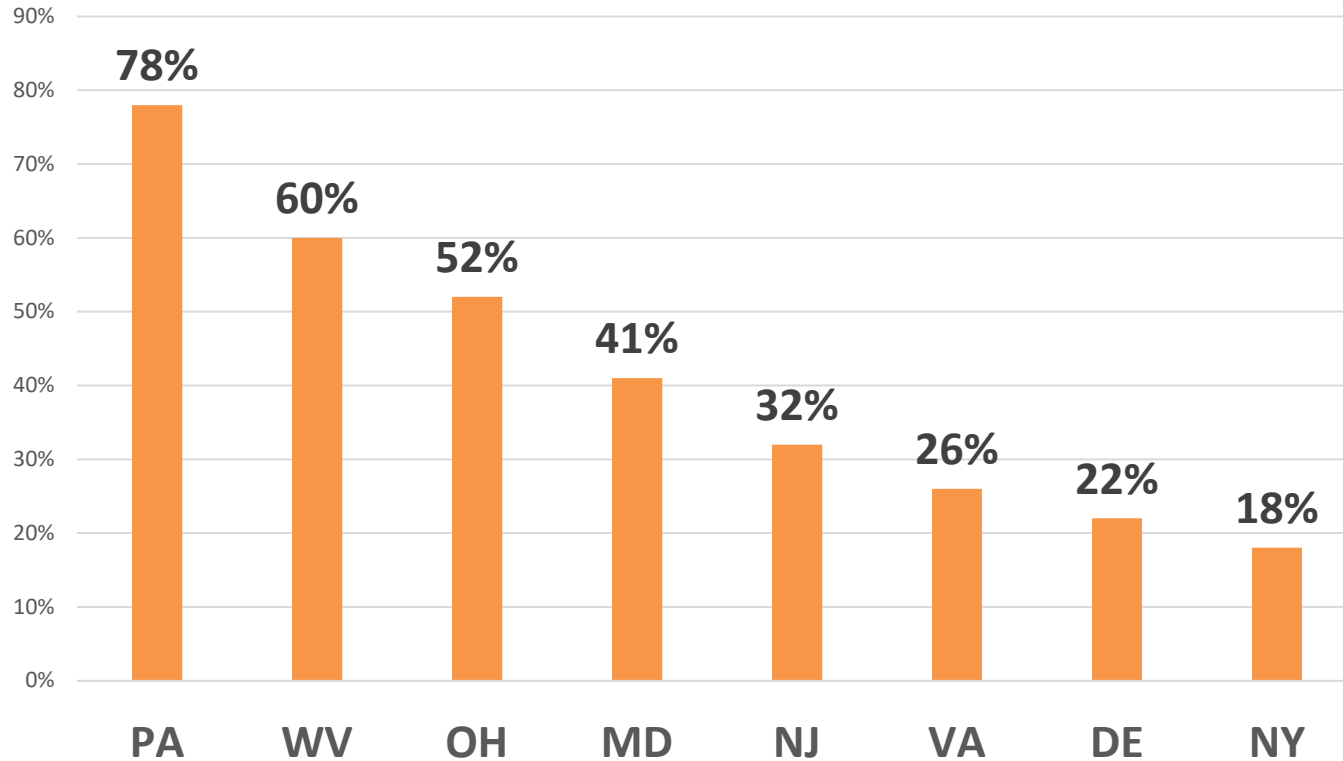
Plus DF Improvements



WHERE DO WE GET OUR REVENUE?



% OF REVENUE FROM GAS TAX



INFRASTRUCTURE INVESTMENTS

Highlights (Bipartisan Infrastructure Law)

Provides \$351 billion (Nationally)

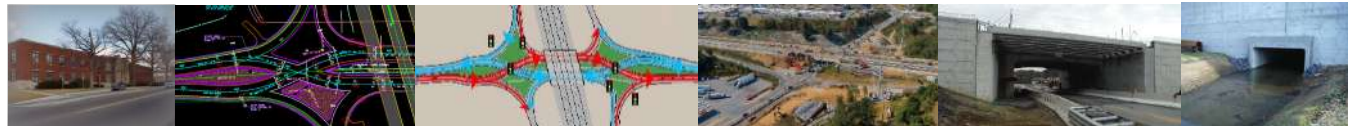
Provides \$91 Billion for transit, \$12 Billion for highway safety, and \$66 Billion for passenger rail over five years

Creates a new \$27.5 Billion Special Bridge Program

Creates a new \$5 Billion EV charging infrastructure formula program

Transfers \$118 Billion from the General Fund to the Highway Trust Fund (\$90 B to Highway Account; \$28 B to Mass Transit Account)

Does not Provide for a long-term revenue solution for the Highway Trust Fund



INFRASTRUCTURE INVESTMENTS

Existing Core Program Areas:

National Highway Performance Program - \$6.1 Billion

Surface Transportation Block Grant Program - \$2.97 Billion

Highway Safety Improvement Program - \$656.6 Million

Rail Highway Crossings Program - \$35.7 Million

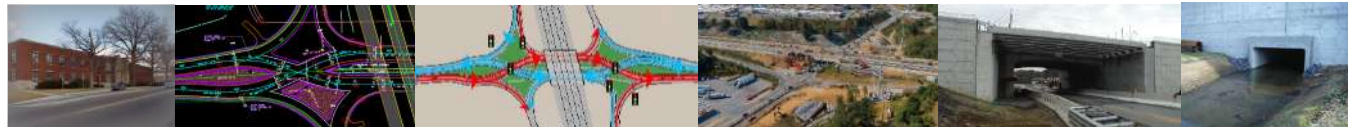
Congestion Mitigation and Air Quality - \$592.5 Million

Metropolitan Planning - \$89.1 Million

National Highway Freight Program - \$296.1 Million

Carbon Reduction Program - \$264.8 Million

Protect Formula Program - \$301.1 Million



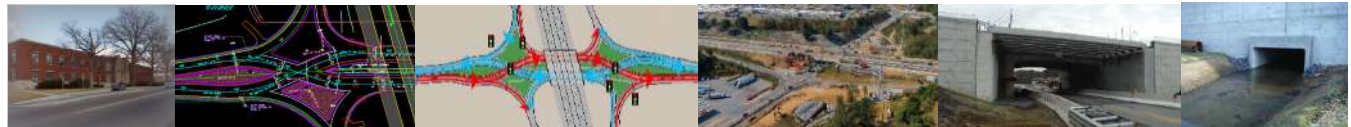
INFRASTRUCTURE INVESTMENTS

PA Special Funding Areas:

Special Bridge Program (New) - \$1.39 Billion

Special Bridge Program (Off System Bridges) - \$245.3 Million

National Electric Vehicle Program - \$171.5 Million



INFRASTRUCTURE INVESTMENTS

Impact (Bipartisan Infrastructure Law)

Welcomed increase at Federal level

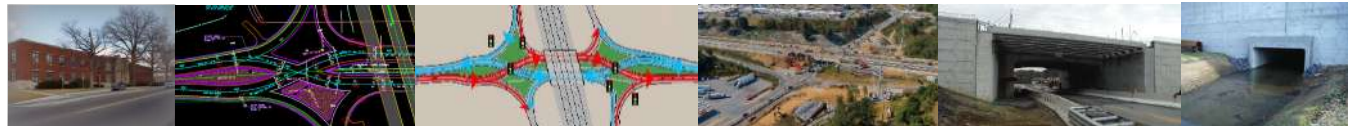
Will address a portion of our unmet funding needs

Matching state funds (typically 20%)

Identify state funds to leverage new Federal funds

Capital Budget needed to ensure future projects can move forward

What could it mean for Pennsylvania?



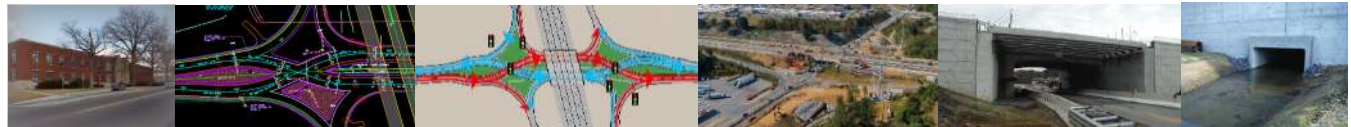
BIL IMPACT TO PA

New Federal Funds

Year	Current Funding	Highway Funds	Special Bridge	Total Add'l Funds
2022	\$1.8 Billion	\$377 M	\$262 M	\$639 M
2023	\$1.8 Billion	\$421 M	\$294 M	\$715 M
2024	\$1.8 Billion	\$465 M	\$327 M	\$792 M
2025	\$1.8 Billion	\$510 M	\$360 M	\$870 M
2026	\$1.8 Billion	\$557 M	\$392 M	\$949 M
				\$3.965 B

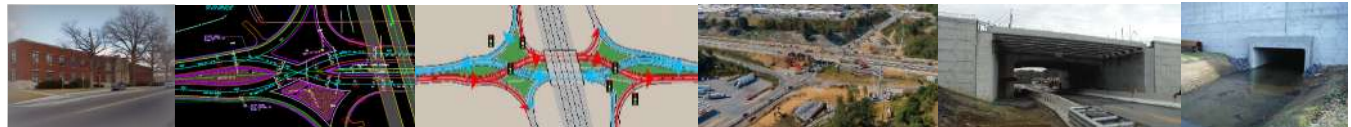
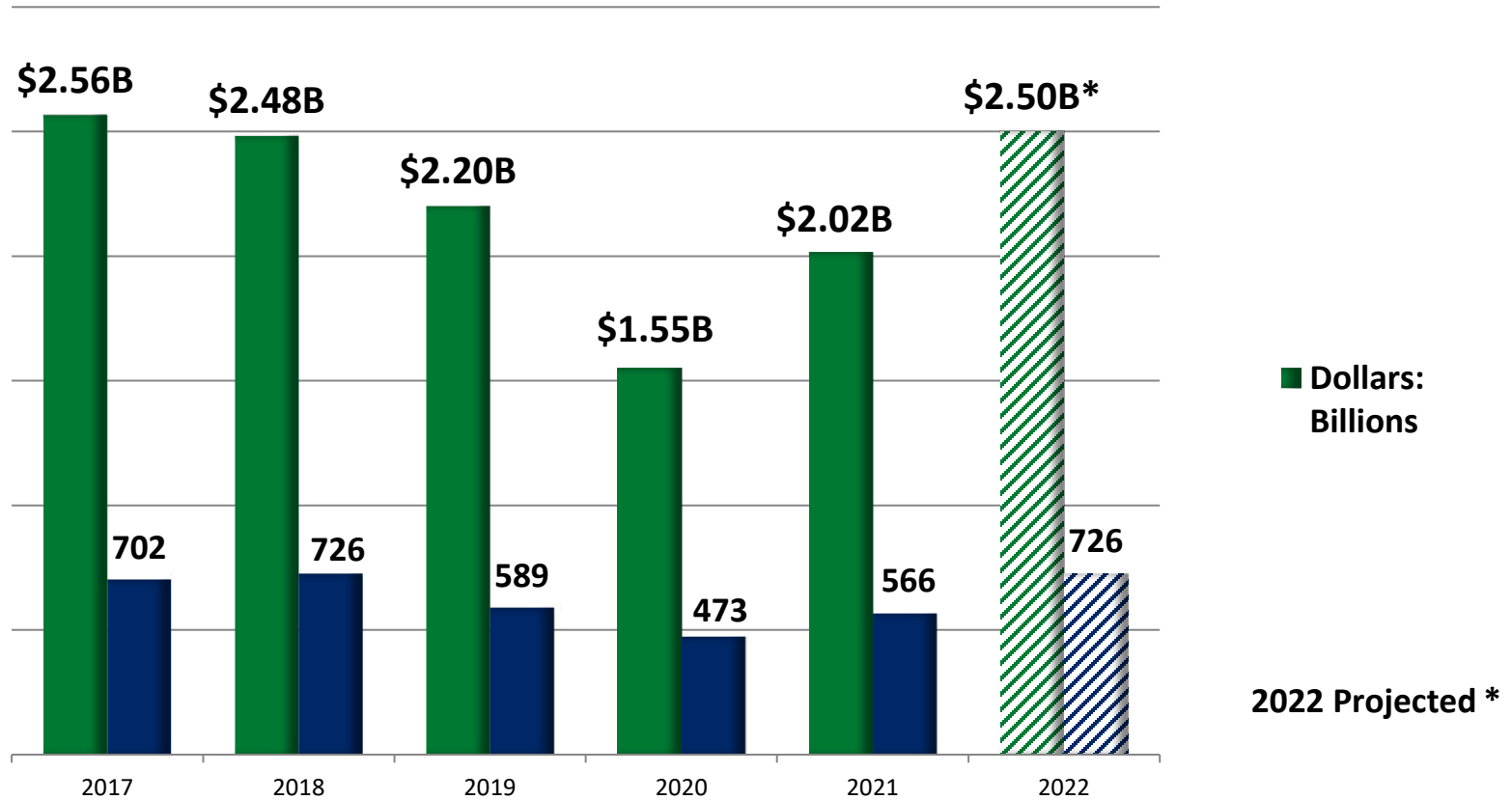
*\$1.0 Billion in matching State Dollars

*Must also fund pre-construction phases



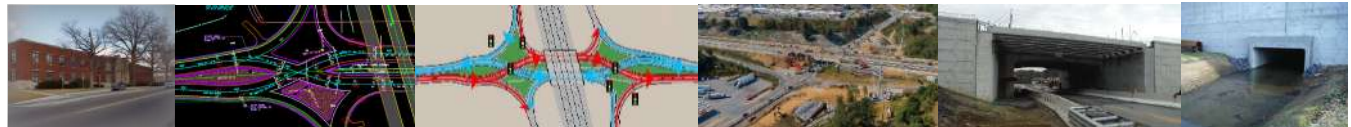
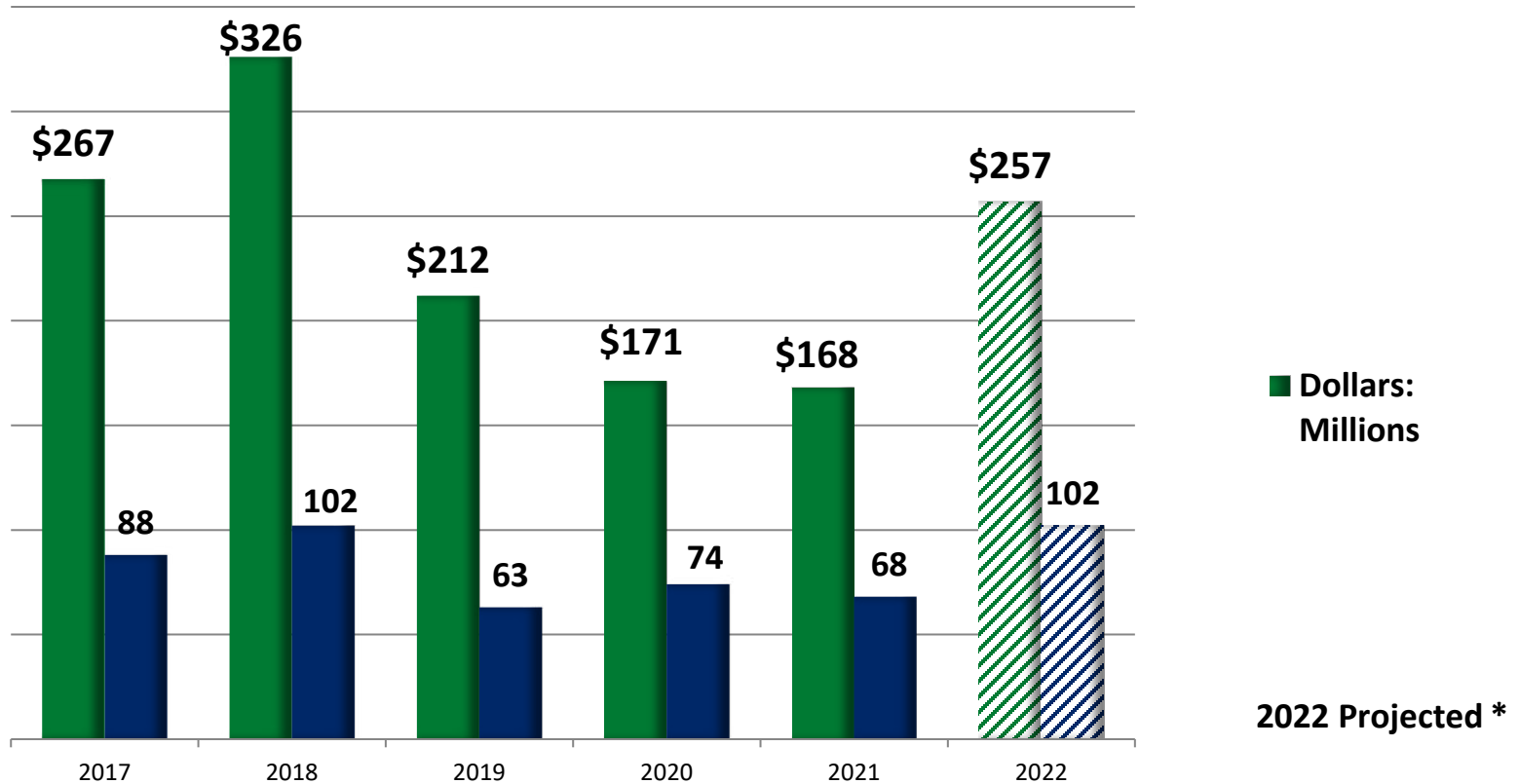
PROJECT LETTING TRENDS

Statewide Program



DISTRICT 8-0 LETS

District 8-0 Program

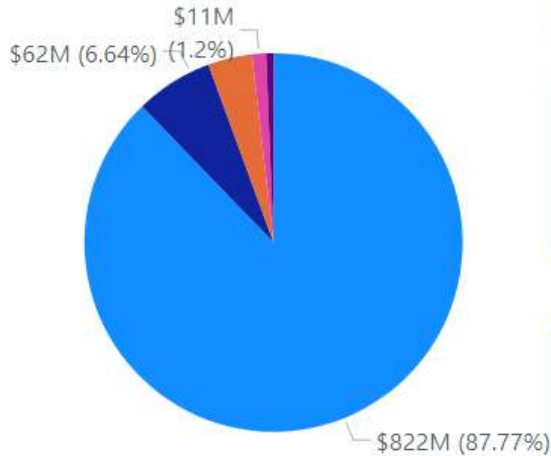


BIL IMPACT TO DISTRICT 8-0

Current 2021 TYP FFY 2023-2026

Program Phase Amount

Phase ● CON ● PE ● FD ● ROW ● UTL



Number of MPMS Projects (Includes Line Items)

371

Construction Program Amt (Includes Line Items)

\$741M

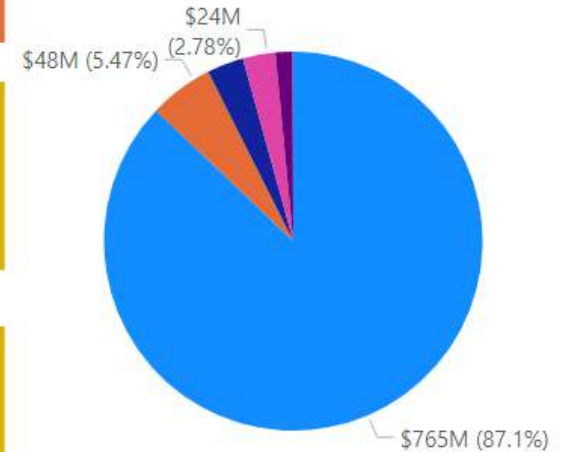
Program Phase Amount (Includes Line Items)

\$832M

Draft 2023 TIP FFY 2023-2026

Program Phase Amount

Phase ● CON ● FD ● PE ● ROW ● UTL ● STUDY



Number of MPMS Projects (Includes Line Items)

420

Construction Program Amt (Includes Line Items)

\$946M

Program Phase Amount (Includes Line Items)

\$1,100...

New Projects (Excludes Line Items)

183

Carryover Projects (Excludes Line Items)

183

- *MPMS - Project ID in the Multimodal Project Management System
- *TIP - Transportation Improvement Program
- *FFY- Federal Fiscal Year
- *PE-Preliminary Engineering
- *FD-Final Design
- *UTL-Utility
- *ROW- Right of Way
- *CON-Construction



CURRENT REVENUE CHALLENGES

Act 89 – No Inflation Index

Continued Increase in Vehicle Fuel Efficiency

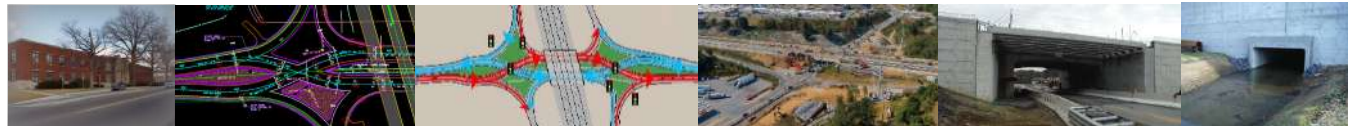
Hybrids/Alternative Fuels, Electric

Act 44 Sunset – 2022, \$450M Need

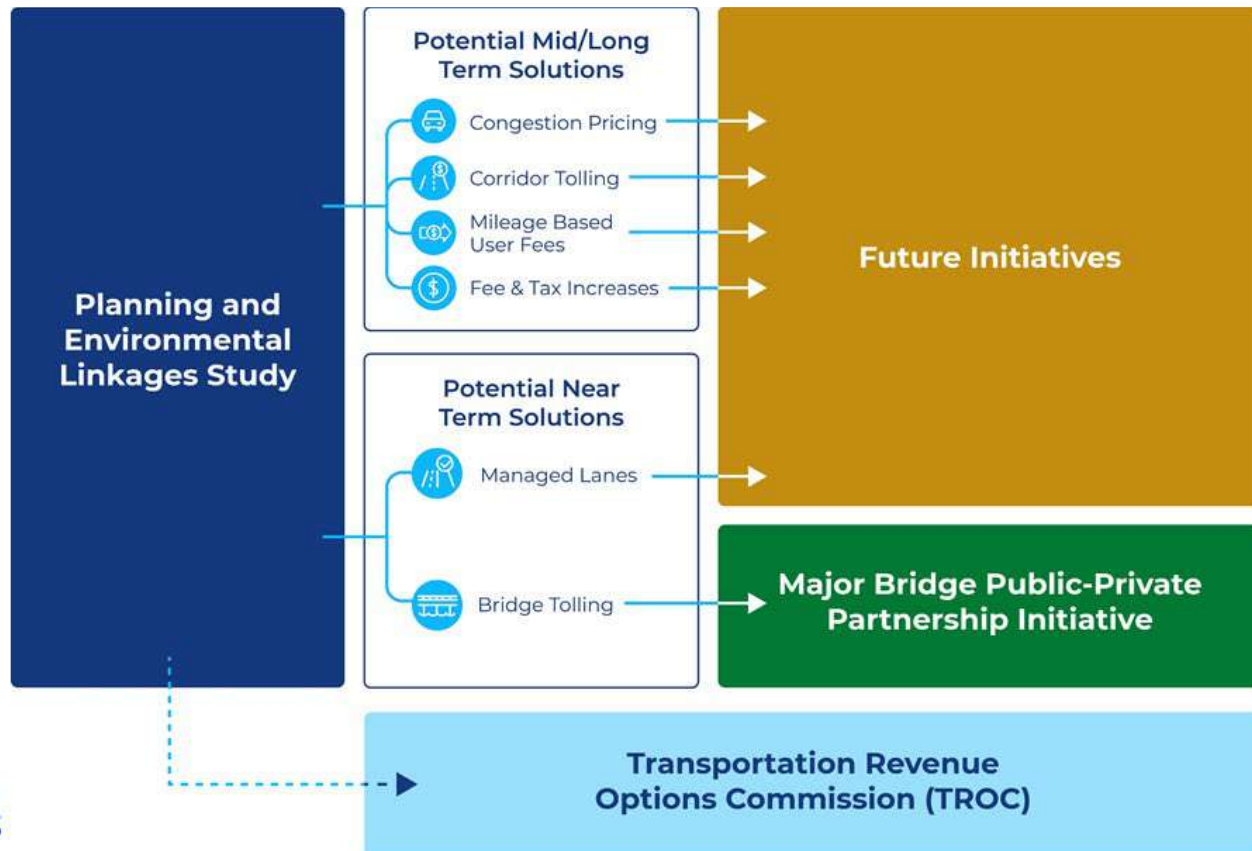
Interstate/Expressway Needs (Grow to \$1 Billion/Year)

Impacts Regional Planning TIPS

Future Federal Funding – Beyond BIL?



PENNDOT PATHWAYS



TROC

Rate of Inflation

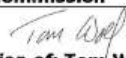
MLF Revenue



The Com
for add

Executive Order

Commonwealth of Pennsylvania
Governor's Office

Subject: Governor's Transportation Revenue Options Commission	Number: 2021-02
 By Direction of: Tom Wolf, Governor	Date: March 12, 2021

WHEREAS, The Commonwealth of Pennsylvania, through the Department of Transportation (PennDOT) manages nearly 40,000 miles of roads and more than 25,400 bridges, key components of a transportation system that is vital to the economic well-being of Pennsylvania; and

WHEREAS, the local governments of Pennsylvania manage over 77,000 miles of roads, more than 6,400 locally owned bridges and approximately 14,000 traffic signals, while facing significant funding challenges for the maintenance of their systems; and

WHEREAS, the Commonwealth's 35 fixed transit route operators, which provide more than 300 million rides annually to the people of Pennsylvania, along with the Commonwealth-supported Amtrak services in the state, face operational and capital impacts if funding commitments of Act 44 of 2007 and Act 89 of 2013 are altered to remove stable funding; and

WHEREAS, Pennsylvania has aggressively assisted private sector operators in enhancing their systems, since effective use of rail freight corridors significantly eases congestion, especially on interstates, yet operators continue to need and seek support from state and federal governments



proposal
sylvania.



TROC

Recognition that now is the time to fundamentally change the Commonwealth's transportation funding strategies:

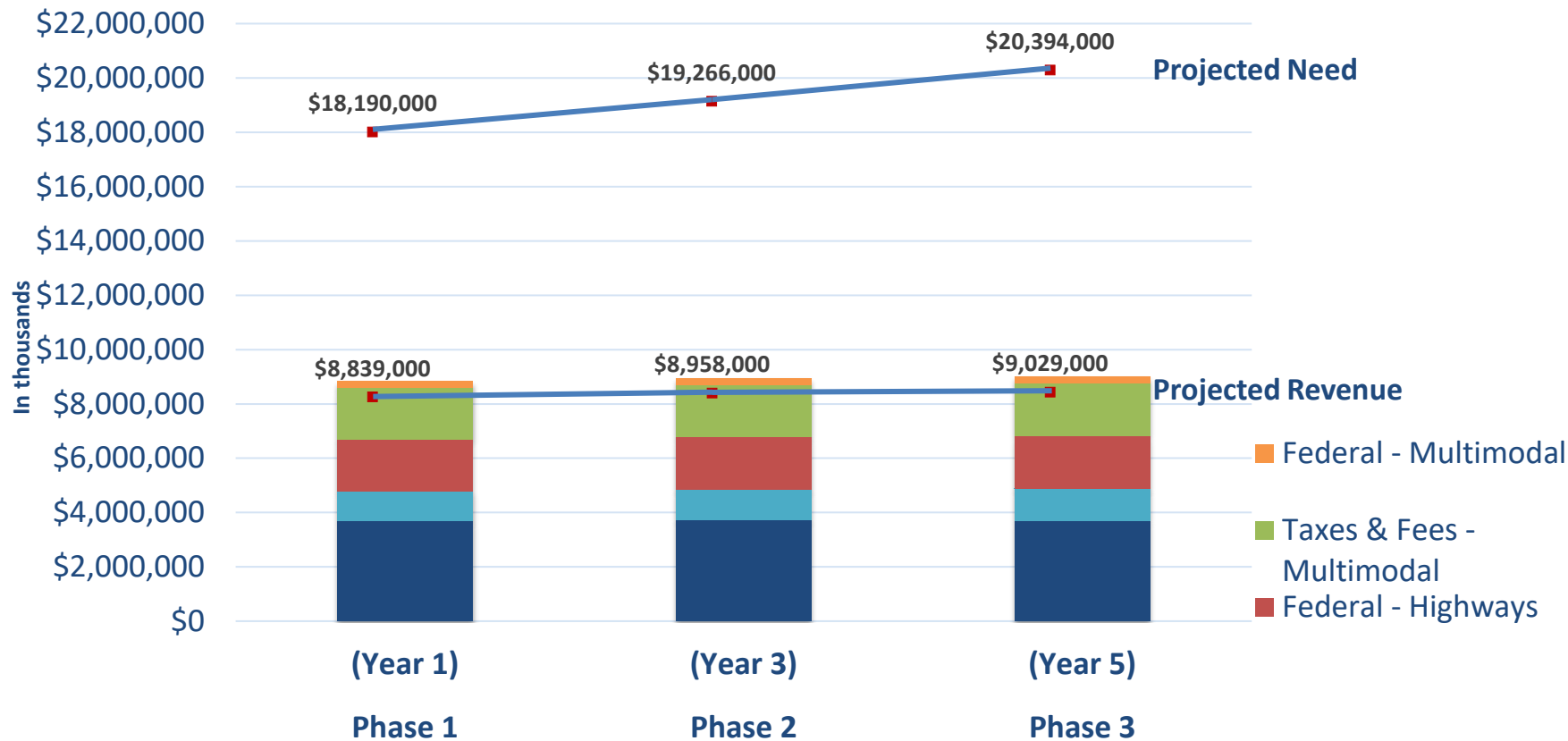
- Align revenue with the costs of sustaining the multimodal transportation system.
- Fairly share costs among those who directly and indirectly benefit.
- Modernize and restructure transportation funding for the long term, while rapidly adopting near- and medium-term changes.

TRANSPORTATION REVENUE OPTIONS COMMISSION

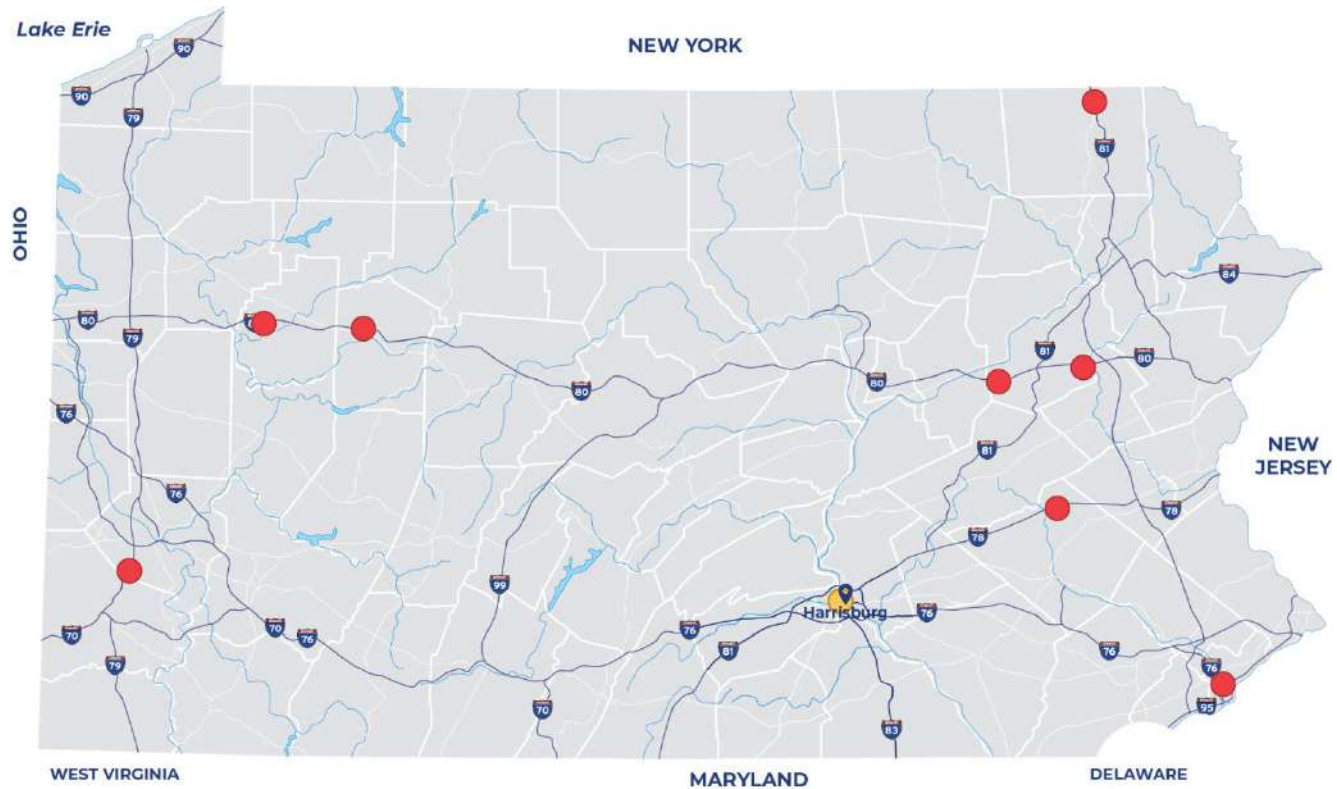
PA



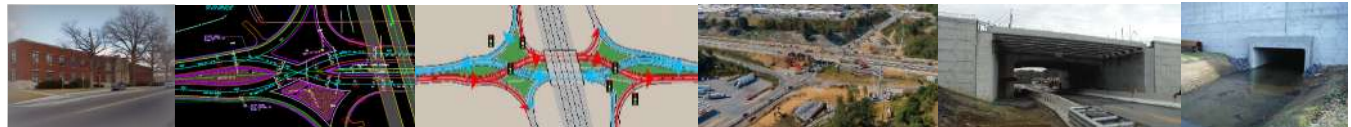
TROC



PENNDOT PATHWAYS



● I-83 South Bridge Project ● Other Candidate Bridges



I-83 SOUTH BRIDGE



Built in 1960 and widened in 1982



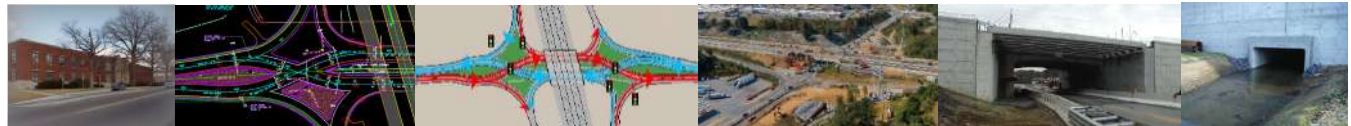
Connects downtown Harrisburg to Cumberland County



Spans Susquehanna River

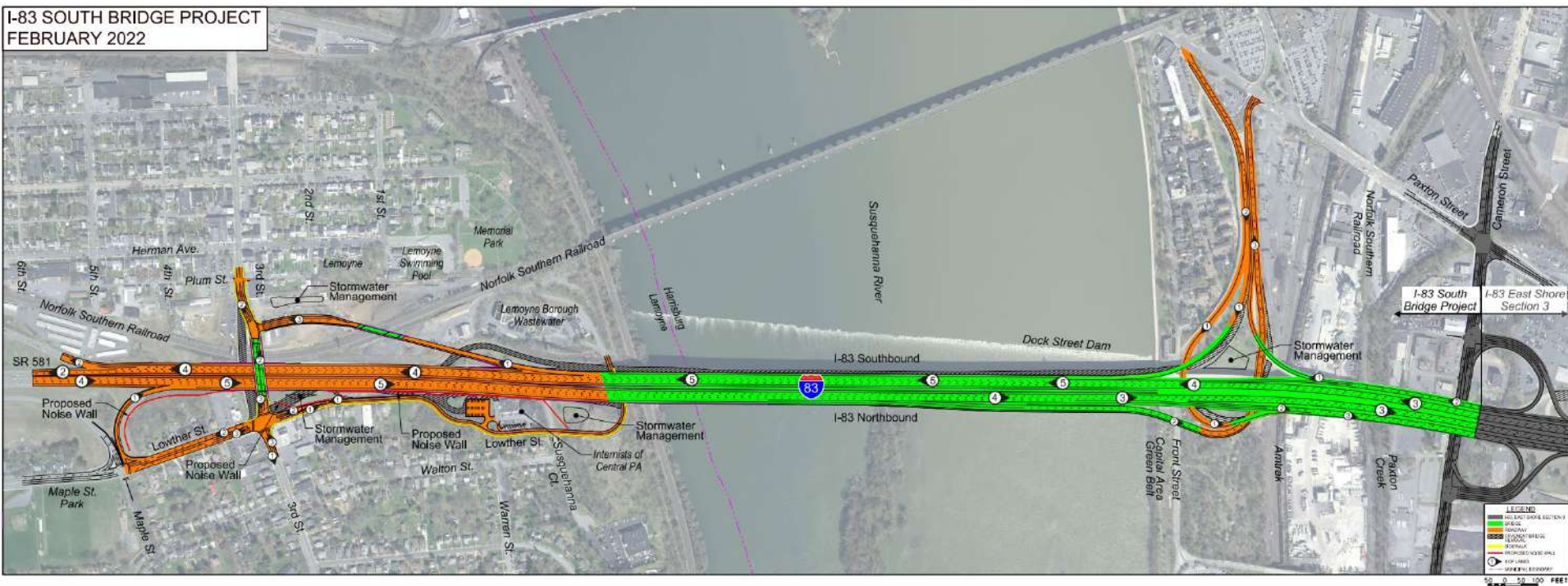


Carries 125,000+ vehicles per day




I-83 SOUTH BRIDGE

I-83 SOUTH BRIDGE PROJECT
FEBRUARY 2022

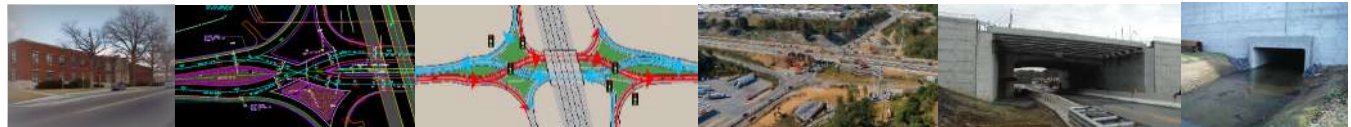
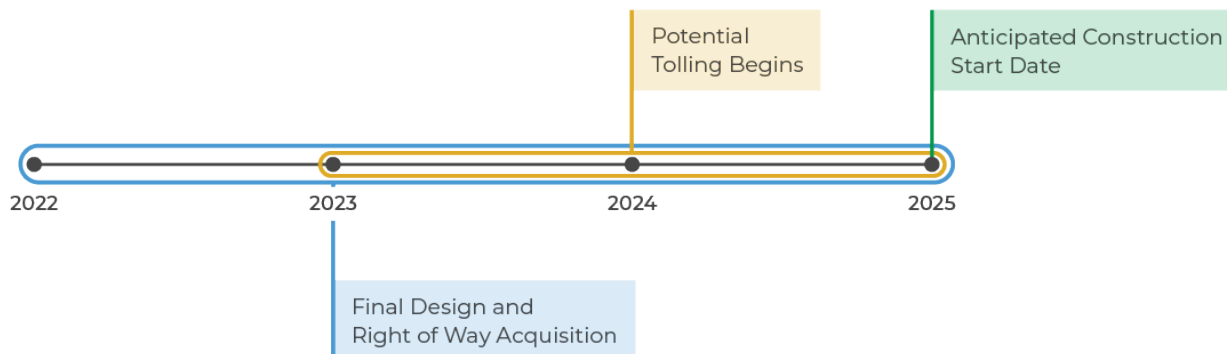


I-83 SOUTH BRIDGE

Anticipated Pre-Construction and Environmental Assessment Milestones



Estimated Project Construction Milestones



STATE OF THE DISTRICT

Thank You!

